








- ◆ Suitable for conventional Milling, Boring and Tapping Machine.
- ◆ Suitable to E.D.M. machine, for machining workpieces of wheel-moulding machine of bicycle, motorcycle.
- ◆ Manual tilting, Rotating by CNC control.

MODEL NO : CNCMT-321 A

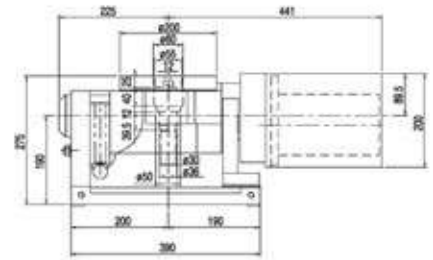
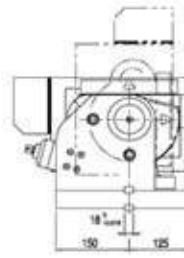
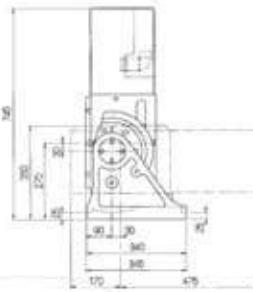
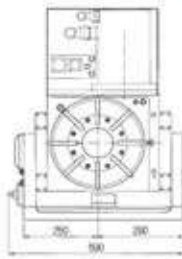
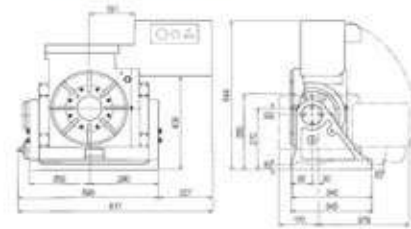
- Indexing accuracy class
- Table Dia
- CNCMT: Type of Manual Tilting Rotary Table
- TNC: Type of Tilting Dividing Head

ITEM / MODEL		CNCMT-201	CNCMT-321	CNCMT-401	CNCMT-501	CNCMT-631					
Table Dia (mm)		ø200	ø300	ø400	ø500	ø630					
Table Height in Horizontal (mm)		275	330	375	400	440					
Center Height in Vertical (mm)		190	270	290	330	940					
Over all Height in Vertical (mm)		317	755	840	745	480					
Thru-Hole Dia (mm)		30	80 ^{H7}	80 ^{H7}	80 ^{H7}	80 ^{H7}					
Width of T-slot (mm)		12 ^{H7}	14 ^{H7}	14 ^{H7}	14 ^{H7}	18 ^{H7}					
Width of Guide Block (mm)		18 ^{H7}	18 ^{H7}	18 ^{H7}	18 ^{H7}	18 ^{H7}					
Servo motor type		Rotating	Tilting(Scale)	Rotating	Tilting(Scale)	Rotating	Tilting(Scale)	Rotating	Tilting(Scale)	Rotating	Tilting(Scale)
	MELDAS	HC-SF152	Manual	HC-SF202	Manual	HC-SF202	Manual	HC-SF202	Manual	HC-SF352	Manual
	FANUC	α 4i		α 8i		α 12i		α 12i		α 22i	
	SIEMENS	1FK6060		1FK6063		1FK6063		1FK6063		1FK6083	
HEIDENHAIN	QSY1A	QSY1C		QSY1E		QSY1E		QSY2E			
Gear Ratio		1:90	—	1:180	—	1:180	—	1:180	—	1:180	—
Min. Increment(degree)		0.001°	1°	0.001°	1°	0.001°	1°	0.001°	1°	0.001°	1°
Max. R.P.M. (rpm) (motor : 2000 / rpm)		22.2	—	11.1	—	11.1	—	11.1	—	11.1	—
Tilting degree		0-105°		0-100°		0-100°		0-100°		0-100°	
Rotation axis	Pneu. clamp force(kg•m)(P:5kg•cm ²)	25	71	92	125	370					
	Hydro. clamp force(kg•m)(P:20kg•cm ²)	50	142	184	250	740					
	Indexing Accuracy (sec.)	25"	15"	15"	15"	15"					
	Repeatability (sec.)	Unidirectional Bidirectional	4" 8"	4" 8"	4" 8"	4" 8"	4" 8"				
N.W. (kgs)		90	310	380	450	1000					
Max. Load	Vertical 	W=40 kg	W=150 kg	W=300 kg	W=350 kg	W=500 kg					
	Horizontal 	W=80 kg	W=350 kg	W=500 kg	W=600 kg	W=1000 kg					
Max. Radial Load		F=600 kg	F=1375 kg	F=1585 kg	F=1880 kg	F=2080 kg					
		FxL=16 kg•m	FxL=26 kg•m	FxL=36 kg•m	FxL=89 kg•m	FxL=185 kg•m					
		FxL=20 kg•m	FxL=92 kg•m	FxL=122 kg•m	FxL=165 kg•m	FxL=228 kg•m					

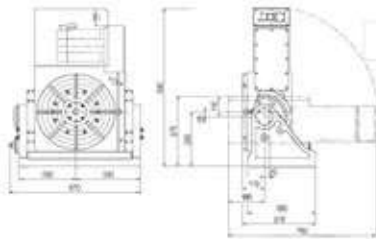
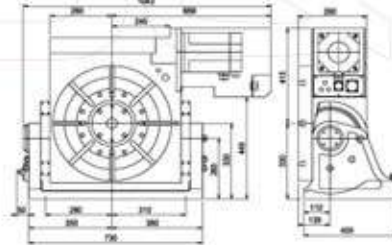
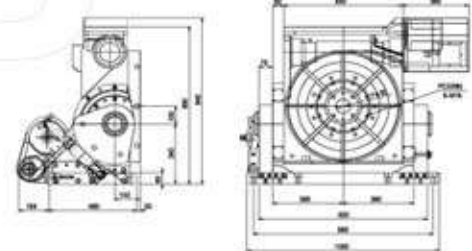
◆ All specifications can be modified according to customers' requirement.

- ◆ Up & backside cable outlet is available, slant motor cover also available
- ◆ Standard accessory: eye bolts, clamping blocks

- To match AC-/DC-/Stepping-Controller→ Refer to P : 25
- Adapting Tailstock→ Refer to P : 27

CNCMT-201

CNCMT-321

CNCMT-321RR


◆ Motor Position On Right Side

CNCMT-401

CNCMT-501

CNCMT-631

Accuracy Standards

Unit:mm

ITEM	Table top flatness	Parallelism of table top and frame bottom	Runout of table spindle center	Table top runout	Parallelism of tilting axis center line and frame bottom	Parallelism of table top to frame bottom guide block	An encoder measuring instrument should be used for indexing accuracy measurements (Rotating)
CNCMT-201	0.01	0.02	0.01	0.015	0.02	0.02	25°
CNCMT-321	0.01	0.02	0.01	0.015	0.02	0.02	15°
CNCMT-401	0.02	0.02	0.01	0.015	0.02	0.02	15°