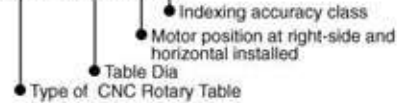




- ◆ A combination of high precision bronze / nickel worm wheel and case hardened steel worm screw ensures long term indexing accuracy.
- ◆ Multi-Points pneumatic brake system offers superior clamp torque, insures smooth machining without deflection under a heavy load.
- ◆ Whatever interfaces as a true 4th for both continuing and positioning machining or a M-code Indexer for positioning machining.

MODEL NO : **CNC -251 R A**



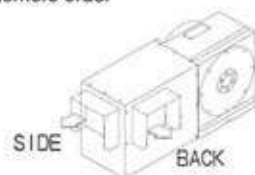
ITEM / MODEL		CNC-101R	CNC-151R	CNC-201R	CNC-251R	CNC-321R
Table Dia (mm/inch)		120 / 4.72	150 / 5.9	200 / 7.87	250 / 9.84	320 / 12.60
Center Height in Vertical (mm / inch)		115 / 4.53	135 / 5.31	135 / 5.31	185 / 7.28	210 / 8.27
Table Height in Horizontal (mm / inch)		170 / 6.69	165 / 6.5	165 / 6.5	200 / 7.87	240 / 9.45
Over all Height in Vertical Without Motor Cover (mm / inch)		193 / 7.60	240 / 9.45	240 / 9.45	315 / 12.4	380 / 14.96
Thru-Hole Dia (mm / inch)		30 <sup>H7</sup> / 1.18 <sup>H7</sup>	35 <sup>H7</sup> / 1.37 <sup>H7</sup>	35 <sup>H7</sup> / 1.37 <sup>H7</sup>	52 <sup>H7</sup> / 2.05 <sup>H7</sup>	105 <sup>H7</sup> / 4.13 <sup>H7</sup>
Width of T-slot (mm / inch)		10 <sup>H7</sup> / 0.39 <sup>H7</sup>	12 <sup>H7</sup> / 0.47 <sup>H7</sup>	12 <sup>H7</sup> / 0.47 <sup>H7</sup>	12 <sup>H7</sup> / 0.47 <sup>H7</sup>	14 <sup>H7</sup> / 0.55 <sup>H7</sup>
Width of Guide Block (mm / inch)		14 <sup>H7</sup> / 0.55 <sup>H7</sup>	18 <sup>H7</sup> / 0.71 <sup>H7</sup>	18 <sup>H7</sup> / 0.71 <sup>H7</sup>	18 <sup>H7</sup> / 0.71 <sup>H7</sup>	18 <sup>H7</sup> / 0.71 <sup>H7</sup>
Servo motor type	MELDAS	HC-FF43	HC-SF152	HC-SF152	HC-SF152	HC-SF202
	FANUC	<i>α 2i</i>	<i>α 4i</i>	<i>α 4i</i>	<i>α 4i</i>	<i>α 12i</i>
	SIEMENS	1FK7042	1FK6060	1FK6060	1FK6060	1FK6063
	HEIDENHAIN	QSY1A	QSY1A	QSY1A	QSY1C	QSY1E
Gear Ratio		1:90	1:90	1:90	1:180	1:180
Min. Indexing Unit degree (degree)		0.001°	0.001°	0.001°	0.001°	0.001°
Max. R.P.M. (rpm) (motor : 2000 / rpm)		22.2	22.2	22.2	11.1	11.1
Pneu. clamp force (kg•m) (P:5kg / cm <sup>2</sup> )		12	25	25	47	71
Hydro. clamp force (kg•m) (P:20kg / cm <sup>2</sup> )		---	50	50	94	142
Indexing Accuracy Class (sec.)		60"	A 25"	A 25"	A 15"	A 15"
		60"	S 50"	S 50"	S 30"	S 30"
		High Accuracy Rotary Table			Refer to P33 chart 3	
Repeatability (sec.)	Unidirectional	4"	4"	4"	4"	4"
	Bidirectional	8"	8"	8"	8"	8"
Max. Machining Force (kg•m)		12	23	23	45	78
N.W. (kgs)		28	70	84	124	210
Max. Load	Vertical 	W=35 kg	W=75 kg	W=100 kg	W=125 kg	W=150 kg
	Horizontal 	W=75 kg	W=150 kg	W=200 kg	W=300 kg	W=350 kg
Max. Radial Load		F=600 kg	F=800 kg	F=822 kg	F=1208 kg	F=1375 kg
		FxL=6 kg•m	FxL=11.2 kg•m	FxL=13 kg•m	FxL=18.2 kg•m	FxL=26 kg•m
		FxL=12 kg•m	FxL=40 kg•m	FxL=50 kg•m	FxL=72 kg•m	FxL=92 kg•m

◆ All specifications can be modified according to customers' requirement.

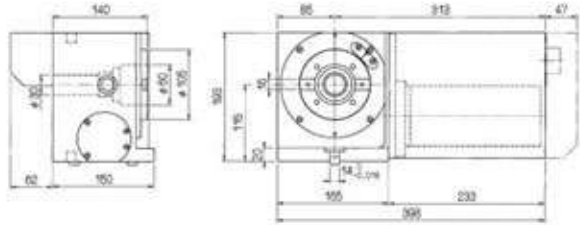
- ◆ Up & backside cable outlet is available, slant motor cover also available
- ◆ Standard accessory: eye bolts, clamping blocks

- ◆ Outlet of wire box could be decided by customers order

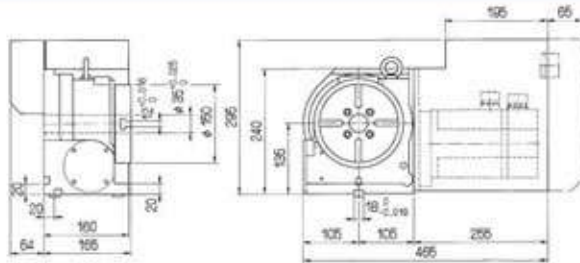
- To match AC-/DC-/Stepping-Controller → Refer to P: 25
- Adapting Tailstock → Refer to P: 27
- Optional accessories → Refer to P: 32



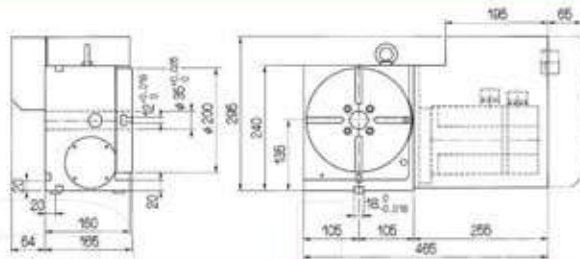
CNC-101R



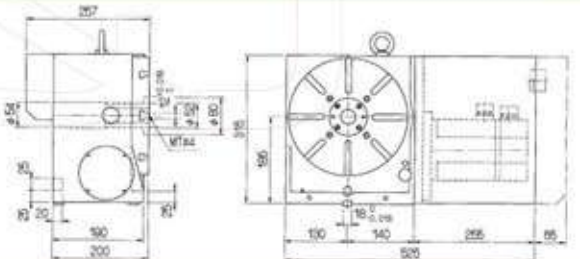
CNC-151R



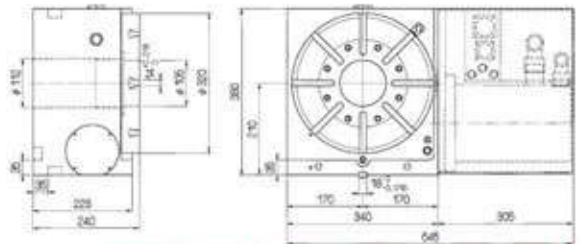
CNC-201R



CNC-251R



CNC-321R



NOTE : Difference motor becomes difference length of motor cover

## Accuracy Standards

Unit:mm

ITEM	Table top flatness	Parallelism of table top and frame bottom	Runout of table spindle center	Perpendicularity of table top to frame bottom	Table top runout	Perpendicularity of table top to frame bottom guide block	Parallelism of center line between headstock & tailstock to frame bottom guide block
MODEL							
CNC-101R	0.01	0.01	0.015	0.012	0.01	0.02	0.02
CNC-151R	0.01	0.01	0.01	0.02	0.015	0.02	0.02
CNC-201R	0.01	0.01	0.01	0.02	0.015	0.02	0.02
CNC-251R	0.01	0.01	0.01	0.02	0.015	0.02	0.02
CNC-321R	0.01	0.01	0.01	0.02	0.015	0.02	0.02